

**ADVANCED SUBSIDIARY GCE  
MATHEMATICS (MEI)**

Decision Mathematics 1

**4771**

**QUESTION PAPER**

Candidates answer on the Printed Answer Book

**OCR Supplied Materials:**

- Printed Answer Book 4771
- MEI Examination Formulae and Tables (MF2)

**Other Materials Required:**

None

**Monday 25 January 2010  
Morning**

**Duration: 1 hour 30 minutes**



**INSTRUCTIONS TO CANDIDATES**

These instructions are the same on the Printed Answer Book and the Question Paper.

- Write your name clearly in capital letters, your Centre Number and Candidate Number in the spaces provided on the Printed Answer Book.
- **The questions are on the inserted Question Paper.**
- **Write your answer to each question in the space provided in the Printed Answer Book.** If you need more space for an answer use a 4-page answer book; label your answer clearly. Write your Centre Number and Candidate Number on the 4-page answer book and attach it securely to the Printed Answer Book.
- Use black ink. Pencil may be used for graphs and diagrams only.
- Read each question carefully and make sure that you know what you have to do before starting your answer.
- Answer **all** the questions.
- Do **not** write in the bar codes.
- You are permitted to use a graphical calculator in this paper.
- Final answers should be given to a degree of accuracy appropriate to the context.

**INFORMATION FOR CANDIDATES**

This information is the same on the Printed Answer Book and the Question Paper.

- The number of marks is given in brackets [ ] at the end of each question or part question on the Question Paper.
- You are advised that an answer may receive **no marks** unless you show sufficient detail of the working to indicate that a correct method is being used.
- The total number of marks for this paper is **72**.
- The Printed Answer Book consists of **12** pages. The Question Paper consists of **8** pages. Any blank pages are indicated.

Answer all questions on the Printed Answer Book provided.

Section A (24 marks)

- 1 The table shows the activities involved in a project, their durations and their precedences.

Activity	Duration (mins)	Immediate predecessors
A	3	–
B	2	–
C	3	A
D	5	A, B
E	1	C

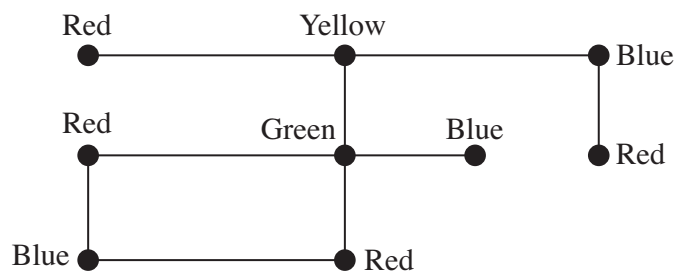
- (i) Draw an activity on arc network for these activities. [3]

- (ii) Mark on your diagram the early time and the late time for each event. Give the critical activities. [5]

- 2 The vertices of a graph are to be coloured using the following rules:

- all vertices are to be coloured
- no two vertices joined by an edge are to have the same colour.

The following graph has been coloured with four colours.



Kempe's rule allows for colours to be swapped. The rule is:

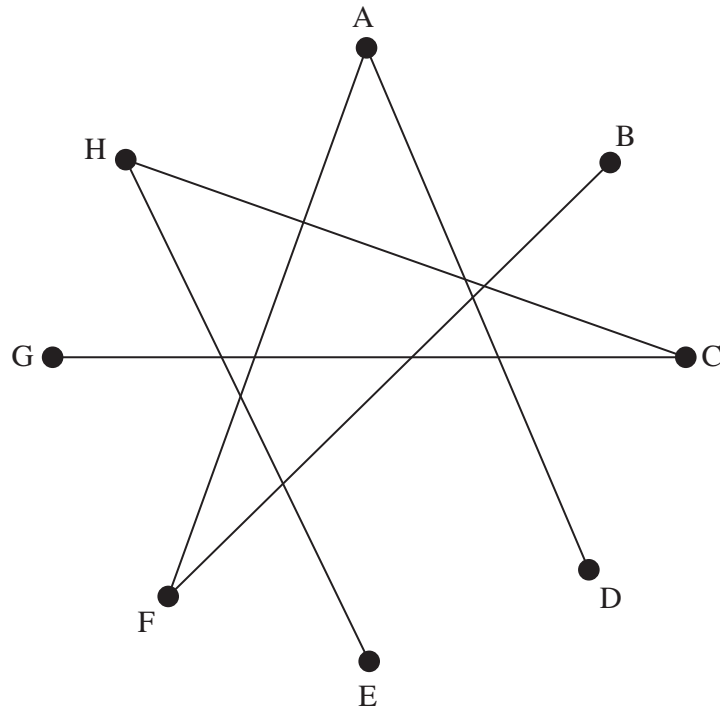
- choose two colours
- draw the subgraph consisting of the vertices coloured with these two colours, together with the edges that connect them
- in any connected part of this subgraph consisting of two or more vertices, the two colours can be swapped.

- (i) Use Kempe's rule, choosing the colours blue and red.

Show that the graph can then be coloured with two colours. [7]

- (ii) Why does Kempe's rule not constitute an algorithm for colouring graphs? [1]

3 Consider the following graph in which the arcs are straight lines.



- (i) Explain how you know that the graph is simple. [2]
- (ii) Explain how you know that the graph is not connected. [2]
- (iii) On the copy of the graph in your answer book, add as many arcs as you can whilst keeping it both simple and not connected. Give the number of arcs which you have added. [3]
- (iv) Imagine that a new graph is produced in which two vertices are connected if there is no connection between them, direct or indirect, on the original graph. How many arcs would this new graph have? [1]

**Section B** (48 marks)

**4** An air charter company has the following rules for selling seats on a flight.

1. The total number of seats sold must not exceed 120.
2. There must be at least 100 seats sold, or the flight will be cancelled.
3. For every child seat sold there must be a seat sold for a supervising adult.

**(i)** Define two variables so that the three constraints can be formulated in terms of your variables. Formulate the three constraints in terms of your variables. [5]

**(ii)** Graph your three inequalities from part **(i)**. [4]

The price for a child seat is £50 and the price for an adult seat is £100.

**(iii)** Find the maximum income available from the flight, and mark and label the corresponding point on your graph. [1]

**(iv)** Find the minimum income available from a full plane, and mark and label the corresponding point on your graph. [2]

**(v)** Find the minimum income available from the flight, and mark and label the corresponding point on your graph. [2]

**(vi)** At £100 for an adult seat and £50 for a child seat the company would prefer to sell 100 adult seats and no child seats rather than have a full plane with 60 adults and 60 children. What would be the minimum price for a child's seat for that not to be the case, given that the adult seat price remains at £100? [2]

5 The matrix shows the distances in miles between towns where direct routes exist.

	A	B	C	D	E	F
A	–	22	–	12	10	–
B	22	–	–	–	–	13
C	–	–	–	6	5	11
D	12	–	6	–	–	–
E	10	–	5	–	–	26
F	–	13	11	–	26	–

- (i) Draw the network. [3]
- (ii) Use Dijkstra's algorithm to find the shortest route from A to F. Give the route and its length. [6]
- (iii) Use Kruskal's algorithm to find a minimum connector for the network, showing your working. Draw your connector and give its total length. [5]
- (iv) How much shorter would AD have to be if it were to be included in  
 (A) a shortest route from A to F,  
 (B) a minimum connector? [2]

[Question 6 is printed overleaf]

6 An apple tree has 6 apples left on it. Each day each remaining apple has a probability of  $\frac{1}{3}$  of falling off the tree during the day.

- (i) Give a rule for using one-digit random numbers to simulate whether or not a particular apple falls off the tree during a given day. [3]
- (ii) Use the random digits given in your answer book to simulate how many apples fall off the tree during day 1. Give the total number of apples that fall during day 1. [4]
- (iii) Continue your simulation from the end of day 1, which you simulated in part (ii), for successive days until there are no apples left on the tree. Use the same list of random digits, continuing from where you left off in part (ii).

During which day does the last apple fall from the tree? [4]

Now suppose that at the start of each day the gardener picks one apple from the tree and eats it.

- (iv) Repeat your simulation with the gardener picking the lowest numbered apple remaining on the tree at the start of each day. Give the day during which the last apple falls or is picked. Use the same string of random digits, a copy of which is provided for your use in this part of the question. [4]
- (v) How could your results be made more reliable? [1]

**BLANK PAGE**

**Copyright Information**

OCR is committed to seeking permission to reproduce all third-party content that it uses in its assessment materials. OCR has attempted to identify and contact all copyright holders whose work is used in this paper. To avoid the issue of disclosure of answer-related information to candidates, all copyright acknowledgements are reproduced in the OCR Copyright Acknowledgements Booklet. This is produced for each series of examinations, is given to all schools that receive assessment material and is freely available to download from our public website ([www.ocr.org.uk](http://www.ocr.org.uk)) after the live examination series.

If OCR has unwittingly failed to correctly acknowledge or clear any third-party content in this assessment material, OCR will be happy to correct its mistake at the earliest possible opportunity.

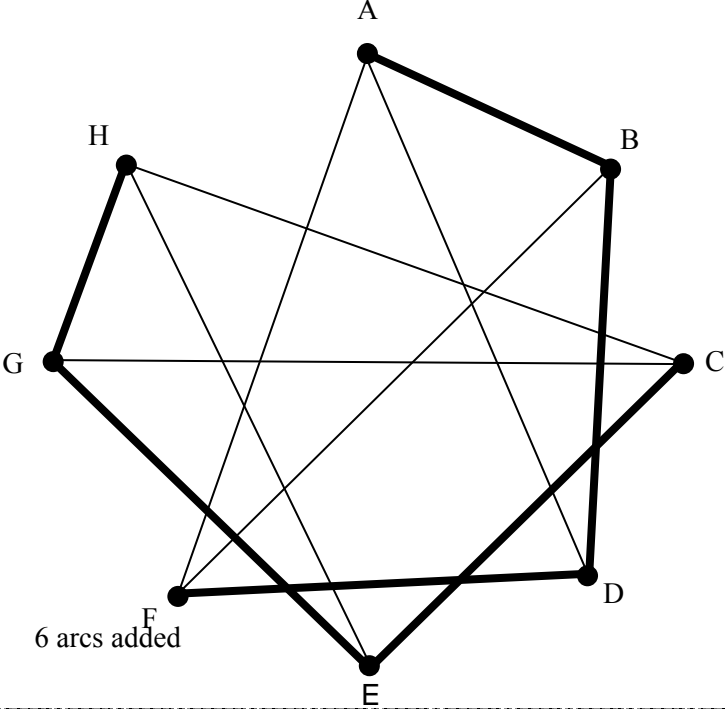
For queries or further information please contact the Copyright Team, First Floor, 9 Hills Road, Cambridge CB2 1GE.

OCR is part of the Cambridge Assessment Group; Cambridge Assessment is the brand name of University of Cambridge Local Examinations Syndicate (UCLES), which is itself a department of the University of Cambridge.



# 4771 Decision Mathematics 1

<p>1</p>	<p>(i) &amp; (ii)</p>	<p>Critical activities: A and D</p>	<p>M1 activity-on-arc A1 C and E OK A1 D OK  M1 forward pass A1  M1 backward pass A1  B1</p>
<p>2</p>	<p>(i)</p>	<p>Subgraph</p> <p>Swap colours on connected vertices and complete</p>	<p>M1 subgraph A1  M1 Changing colours A1 top right A1 bottom left A1 not singletons  B1</p>
<p></p>	<p>(ii)</p>	<p>The rule does not specify a well-defined and terminating set of actions.</p>	<p>B1</p>

3	(i)	No repeated arcs. No loops	B1 B1
	(ii)	Two disconnected sets, {A,B,D,F} and {C,E,G,H}	M1 A1
	(iii)		M1 A1  B1
	(iv)	$4 \times 4 = 16$ or $\binom{8}{2} - 12 = 28 - 12 = 16$	B1

<p>4</p>	<p>(i)</p>	<p>e.g.                  Let <math>x</math> be the number of adult seats sold.                  Let <math>y</math> be the number of child seats sold.  <math>x + y \leq 120</math>  <math>x + y \geq 100</math>  <math>x \geq y</math></p>	<p>M1                  A1                  B1                  B1                  B1</p>
		<p>(ii)</p>	<p>B3 lines                  (scale must be clear)                  B1 shading                  (axes must be clear)</p> <p>B1 point + amount</p> <p>M1 point                  A1 amount</p> <p>M1 point                  A1 amount</p>
<p>(vi)</p>		<p><math>6000 + 60c &gt; 10000 \Rightarrow c \geq 67</math></p>	<p>M1 A1</p>

<p>5</p>	<p>(i) &amp; (ii)</p>	<p>shortest route: A E C F distance: 26 miles</p>	<p>M1 network A1 arcs A1 lengths  M1 Dijkstra A1 working values B1 order of labelling B1 labels  B1 B1</p>
	<p>(iii)</p>	<p>CE CD AE CF <del>AD BF AB EF</del></p> <p>total length of connector = 45</p>	<p>M1 5 arc connector A1 AD not included A1 all OK, inc order  B1  B1</p>
	<p>(iv)</p>	<p>A 3 miles (or length = 9) B 2 miles (or length = 10)</p>	<p>B1 B1</p>

6	(i)	e.g. 0, 1, 2 → fall 3, 4, 5, 6, 7, 8 → not fall 9 → redraw	M1 ignore at least 1 A1 proportions A1 correct A1 efficient																																				
	(ii)	<table border="0"> <tr> <td>apple</td> <td>r n</td> <td>fall?</td> </tr> <tr> <td>1</td> <td>1</td> <td>yes</td> </tr> <tr> <td>2</td> <td>3</td> <td>no</td> </tr> <tr> <td>3</td> <td>8</td> <td>no</td> </tr> <tr> <td>4</td> <td>0</td> <td>yes</td> </tr> <tr> <td>5</td> <td>2</td> <td>yes</td> </tr> <tr> <td>6</td> <td>7</td> <td>no</td> </tr> </table> Three apples fall in this simulation.	apple	r n	fall?	1	1	yes	2	3	no	3	8	no	4	0	yes	5	2	yes	6	7	no	M1 A2 -1 each error  B1√															
apple	r n	fall?																																					
1	1	yes																																					
2	3	no																																					
3	8	no																																					
4	0	yes																																					
5	2	yes																																					
6	7	no																																					
	(iii)	<table border="0"> <tr> <td>apple</td> <td>r n</td> <td>fall?</td> </tr> <tr> <td>2</td> <td>0</td> <td>yes</td> </tr> <tr> <td>3</td> <td>1</td> <td>yes</td> </tr> <tr> <td>6</td> <td>4</td> <td>no</td> </tr> </table> <table border="0"> <tr> <td>apple</td> <td>r n</td> <td>fall?</td> </tr> <tr> <td>6</td> <td>4</td> <td>no</td> </tr> </table> <table border="0"> <tr> <td>apple</td> <td>r n</td> <td>fall?</td> </tr> <tr> <td>6</td> <td>8</td> <td>no</td> </tr> </table> <table border="0"> <tr> <td>apple</td> <td>r n</td> <td>fall?</td> </tr> <tr> <td>6</td> <td>0</td> <td>yes</td> </tr> </table> 5 days before all have fallen	apple	r n	fall?	2	0	yes	3	1	yes	6	4	no	apple	r n	fall?	6	4	no	apple	r n	fall?	6	8	no	apple	r n	fall?	6	0	yes	M1 A2 -1 each error     A1√						
apple	r n	fall?																																					
2	0	yes																																					
3	1	yes																																					
6	4	no																																					
apple	r n	fall?																																					
6	4	no																																					
apple	r n	fall?																																					
6	8	no																																					
apple	r n	fall?																																					
6	0	yes																																					
	(iv)	<table border="0"> <tr> <td>apple</td> <td>r n</td> <td>fall?</td> </tr> <tr> <td>1</td> <td></td> <td>picked</td> </tr> <tr> <td>2</td> <td>1</td> <td>yes</td> </tr> <tr> <td>3</td> <td>3</td> <td>no</td> </tr> <tr> <td>4</td> <td>8</td> <td>no</td> </tr> <tr> <td>5</td> <td>0</td> <td>yes</td> </tr> <tr> <td>6</td> <td>2</td> <td>yes</td> </tr> </table> <table border="0"> <tr> <td>apple</td> <td>r n</td> <td>fall?</td> </tr> <tr> <td>3</td> <td></td> <td>picked</td> </tr> <tr> <td>4</td> <td>7</td> <td>no</td> </tr> </table> <table border="0"> <tr> <td>apple</td> <td>r n</td> <td>fall?</td> </tr> <tr> <td>4</td> <td></td> <td>picked</td> </tr> </table> 3 days before none left	apple	r n	fall?	1		picked	2	1	yes	3	3	no	4	8	no	5	0	yes	6	2	yes	apple	r n	fall?	3		picked	4	7	no	apple	r n	fall?	4		picked	M1 A2 -1 each error       B1√
apple	r n	fall?																																					
1		picked																																					
2	1	yes																																					
3	3	no																																					
4	8	no																																					
5	0	yes																																					
6	2	yes																																					
apple	r n	fall?																																					
3		picked																																					
4	7	no																																					
apple	r n	fall?																																					
4		picked																																					
	(v)	more simulations	B1																																				

**ADVANCED SUBSIDIARY GCE  
MATHEMATICS (MEI)**  
Decision Mathematics 1

**4771**

**PRINTED ANSWER BOOK**

Candidates answer on this Printed Answer Book

**OCR Supplied Materials:**

- Question Paper 4771 (inserted)
- MEI Examination Formulae and Tables (MF2)

**Other Materials Required:**

None

**Monday 25 January 2010  
Morning**

**Duration: 1 hour 30 minutes**



Candidate Forename		Candidate Surname	
--------------------	--	-------------------	--

Centre Number							Candidate Number				
---------------	--	--	--	--	--	--	------------------	--	--	--	--

**INSTRUCTIONS TO CANDIDATES**

These instructions are the same on the Printed Answer Book and the Question Paper.

- Write your name clearly in capital letters, your Centre Number and Candidate Number in the spaces provided on the Printed Answer Book.
- **The questions are on the inserted Question Paper.**
- **Write your answer to each question in the space provided in the Printed Answer Book.** If you need more space for an answer use a 4-page answer book; label your answer clearly. Write your Centre Number and Candidate Number on the 4-page answer book and attach it securely to the Printed Answer Book.
- Use black ink. Pencil may be used for graphs and diagrams only.
- Read each question carefully and make sure that you know what you have to do before starting your answer.
- Answer **all** the questions.
- Do **not** write in the bar codes.
- You are permitted to use a graphical calculator in this paper.
- Final answers should be given to a degree of accuracy appropriate to the context.

**INFORMATION FOR CANDIDATES**

This information is the same on the Printed Answer Book and the Question Paper.

- The number of marks is given in brackets [ ] at the end of each question or part question on the Question Paper.
- You are advised that an answer may receive **no marks** unless you show sufficient detail of the working to indicate that a correct method is being used.
- The total number of marks for this paper is **72**.
- The Printed Answer Book consists of **12** pages. The Question Paper consists of **8** pages. Any blank pages are indicated.

**BLANK PAGE**

**PLEASE DO NOT WRITE ON THIS PAGE**

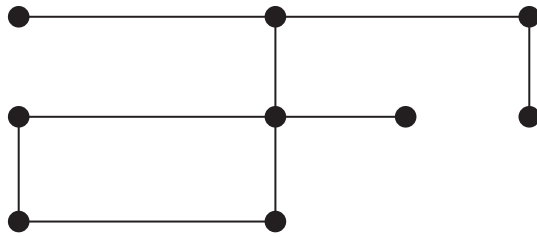

1 (i) & (ii)

0	0
---	---

Critical activities: .....



2 (i)




(ii)



4 (i)

(ii)




(iii)

(iv)

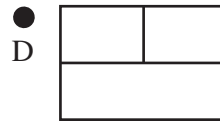

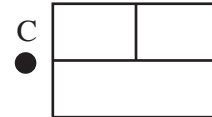

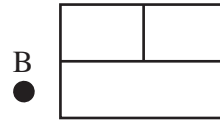
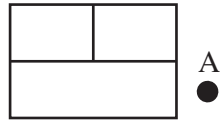
(v)

(vi)

**SPARE GRAPH PAPER FOR QUESTION 4**



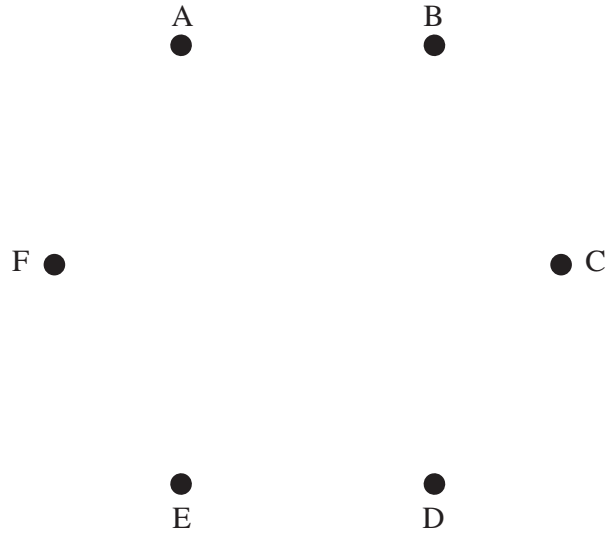
5 (i) & (ii)



Shortest route from A to F: .....

Length of shortest route: ..... miles

(iii)



Order in which you selected arcs: .....

Total length of connector = ..... miles

(iv) (A)

(B)

6 (i)

Random digits for parts (ii) and (iii)

9 1 3 8 0 2 7 0 1 4 4 8 9 0 3 4 3 4 6 1 9 5 3 4 1

(ii)

apple no.	random number	fall?
1		
2		
3		
4		
5		
6		

Number of apples falling during day 1 = .....

(iii)

The last apple falls during day .....

Random digits for part (iv)

9 1 3 8 0 2 7 0 1 4 4 8 9 0 3 4 3 4 6 1 9 5 3 4 1

(iv)

The last apple falls or is picked during day .....

(v)



**PLEASE DO NOT WRITE ON THIS PAGE**



**Copyright Information**

OCR is committed to seeking permission to reproduce all third-party content that it uses in its assessment materials. OCR has attempted to identify and contact all copyright holders whose work is used in this paper. To avoid the issue of disclosure of answer-related information to candidates, all copyright acknowledgements are reproduced in the OCR Copyright Acknowledgements Booklet. This is produced for each series of examinations, is given to all schools that receive assessment material and is freely available to download from our public website ([www.ocr.org.uk](http://www.ocr.org.uk)) after the live examination series.

If OCR has unwittingly failed to correctly acknowledge or clear any third-party content in this assessment material, OCR will be happy to correct its mistake at the earliest possible opportunity.

For queries or further information please contact the Copyright Team, First Floor, 9 Hills Road, Cambridge CB2 1GE.

OCR is part of the Cambridge Assessment Group; Cambridge Assessment is the brand name of University of Cambridge Local Examinations Syndicate (UCLES), which is itself a department of the University of Cambridge.