

Free Professional Development with the Royal Statistical Society Centre for Statistical Education and Minitab Ltd

## Bringing A level statistics to life

Monday 25<sup>th</sup> June 2012

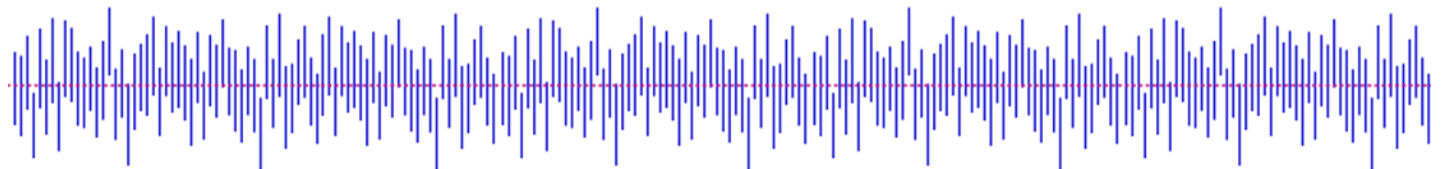
10.00 am – 3.00 pm


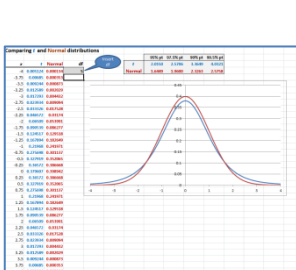

at



Darlington Campus DL1 1JW

The Royal Statistical Society Centre for Statistical Education (RSSCSE) and Minitab Ltd invite teachers to a day full of interactive practical ideas and activities for enlivening the teaching of statistics at A level. Resources designed for teachers of S1, S2, and S3 Modules, with many concepts extending to S4, can be taken away and replicated in the classroom.



	<p><b>Session 1: Practical Activities with Data</b>                  The new RSSCSE 'Getting to the Point in 2012' resource, awarded the London 2012 Inspire Mark, will be showcased. The resource generates data that can be used to investigate problems using graphical representation, descriptive statistics, regression and t-tests. A limited licence copy of Minitab software will be given to delegates. - <i>Kate Richards, RSSCSE</i></p>
	<p><b>Session 2: Press [F9] Statistical Simulations in Spreadsheets</b>                  Statistics in books and examination papers are always static: the student has to summarise or analyse a fixed set of data. In reality, statistics is about variation. Understanding is best developed when the data are dynamic, so that the effects of variation can be seen. The session demos a wide range of spreadsheet simulations, showing how randomness and replication can be used to develop understanding on topics such as probability, random variables, hypothesis tests and confidence intervals. - <i>Neil Sheldon, Manchester Grammar School, Chief Examiner in Mathematics for OCR and Course Tutor for Certificate in Teaching Statistics</i></p>
	<p><b>Session 3: Statistical Modelling in Business</b>                  Why do airlines overbook their aircraft and what does this have to do with statistics? Using a real world scenario to develop the binomial distribution and teaching your students about modelling too! Presented by the author of the MEI S1 and S2 revision guides. - <i>Stella Dudzic, MEI's programme leader for curriculum</i></p>
<p><b>Closing session: Statistical Problem Solving Using (Minitab) Software</b>                  A Level 3 qualification for teaching from September 2012, designed to teach and learn statistics using a Problem Solving Approach. – <i>RSSCSE</i></p>	

**Cost per delegate: Free**

**Register:** [www.rsscse.org.uk](http://www.rsscse.org.uk)

**Email:** [admin@rsscse.org.uk](mailto:admin@rsscse.org.uk)

**Tel:** (01752) 585495

**More Information:** Kate Richards – *AtSchool* Coordinator, [katharine.richards@rsscse.org.uk](mailto:katharine.richards@rsscse.org.uk)

Professional Development with the Royal Statistical Society Centre for  
Statistical Education and Minitab

## Bringing A level statistics to life – Timetable



Darlington Campus  
Monday 25 June 2012

Time	Session
9.30 am	<b>Registration and refreshments</b>
10.00 am	<b>Practical Activities with Data</b> The new RSSCSE 'Getting to the Point in 2012' resource, awarded the London 2012 Inspire mark, will be showcased. The resource generates data that can be used to investigate problems using graphical representation, descriptive statistics, regression and t-tests. A limited licence copy of Minitab software will be given to delegates. - <i>Kate Richards, RSSCSE</i>
11.15 am	<b>Coffee</b>
11.30 am	<b>Session 2: Press [F9] Statistical Simulations in Spreadsheets</b> Statistics in books and examination papers are always static: the student has to summarise or analyse a fixed set of data. In reality, statistics is about variation. Understanding is best developed when the data are dynamic, so that the effects of variation can be seen. The session demos a wide range of spreadsheet simulations, showing how randomness and replication can be used to develop understanding on topics such as probability, random variables, hypothesis tests and confidence intervals. - <i>Neil Sheldon, Manchester Grammar School, Chief Examiner in Mathematics for OCR and Course Tutor for Certificate in Teaching Statistics</i>
12.45 pm	<b>Lunch</b>
13.15 pm	<b>Statistical Modelling in Business</b> Why do airlines overbook their aircraft and what does this have to do with statistics? Using a real world scenario to develop the binomial distribution and teaching your students about modelling too! Presented by the author of the MEI S1 and S2 revision guides. - <i>Stella Dudzic, MEI's programme leader for curriculum</i>
14.15 pm	<b>Closing session: Statistical Problem Solving Using (Minitab) Software</b> A Level 3 qualification for teaching from September 2012, designed to teach and learn statistics using the Problem Solving Approach. – <i>RSSCSE</i>
14.45 pm	Close and feedback RSSCSE and Minitab
15.00 pm	<b>End</b>